

Content

3M wet wipe



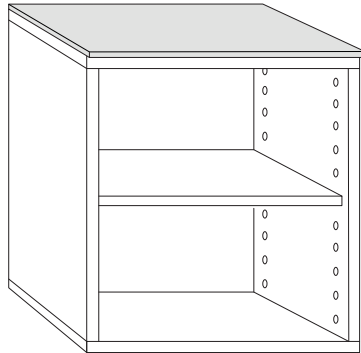
MountPads 40x25mm

(The number varies depending on the size of the top)

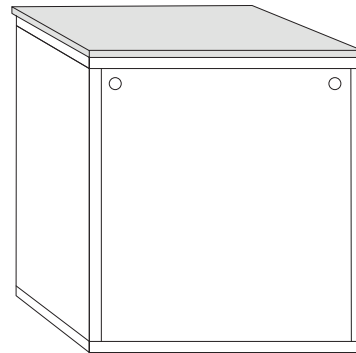


Finished result

The result varies depending on the size of the frame.



FRONT VIEW



BACK VIEW

Mounting

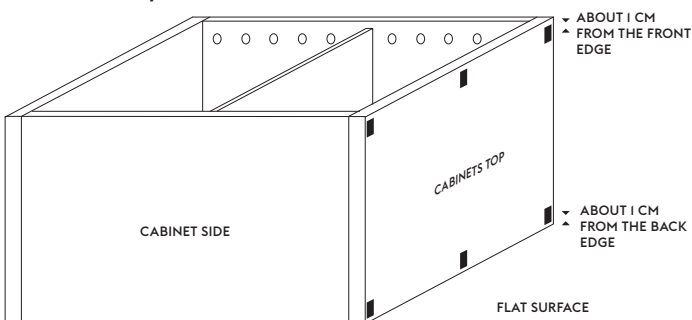
1. Clean the surfaces.

Use the supplied 3M wet wipe to clean the surfaces on the cabinet top and the Superfront top.

2. Attach the MountPads on the frame.

Place the frame on a hard, flat surface with the backside down. Attach one MountPad in each corner of the cabinet top and spread the rest as shown in the picture on the back page. Place them about 1 cm from the front and rear edge.

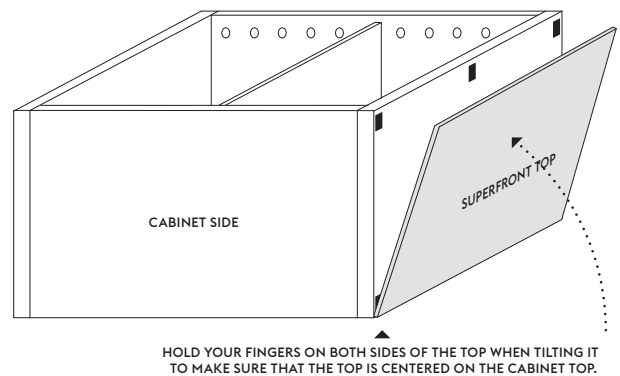
Note! Do not remove the cover paper from the MountPads yet!



3. Tilt the top into place.

Do this step first without removing the cover paper on the MountPads so you get the hang of it before you do it for real.

Place the top as shown below. Slowly tilt the top upward until it touches the MountPads. Make sure it ends up in the correct position before you **PRESS HARD** over each MountPad for at least 30 seconds. This is important because the adhesive in the MountPads hardens under pressure.



Safety!

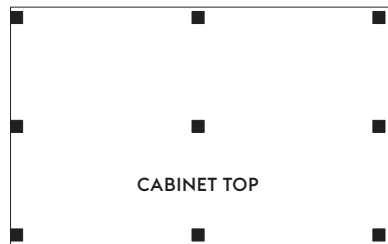
Be sure to always follow the safety instructions that apply to your furniture. Always secure the cabinet to the wall. This also applies to low cabinets where the weight distribution changes drastically when the fronts open. Especially in the case of solid quality fronts as ours. Use the anchor brackets supplied with the Ikea cabinet.

Distribution of MountPads.

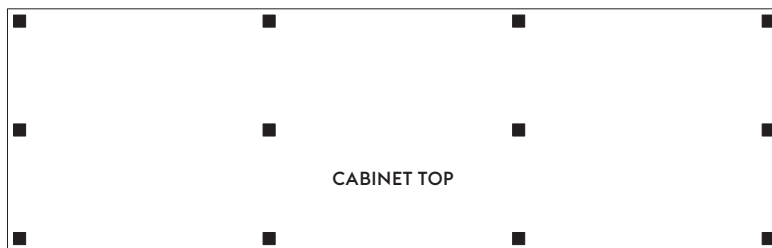
Here's how the MountPads should be distributed over the top of the frame.

NOTE! Do not forget to clean the surfaces thoroughly with the supplied 3M wet wipe before mounting.


60cm top



120cm top



180cm top



Safety!

Be sure to always follow the safety instructions that apply to your furniture. Always secure the cabinet to the wall. This also applies to low cabinets where the weight distribution changes drastically when the fronts open. Especially in the case of solid quality fronts as ours. Use the anchor brackets supplied with the Ikea cabinet.