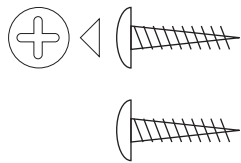
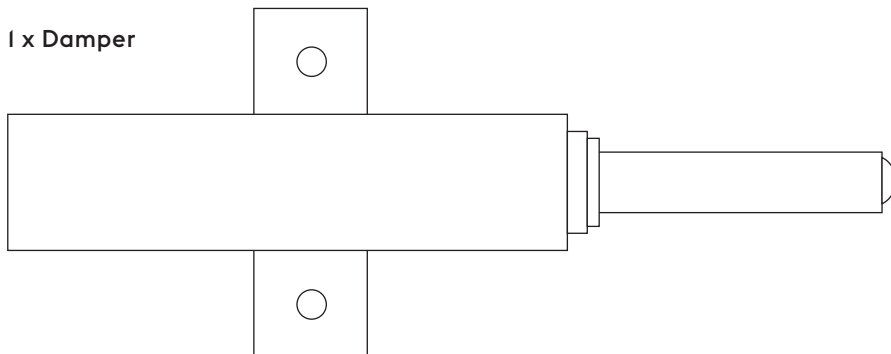


Content

2 x Screws

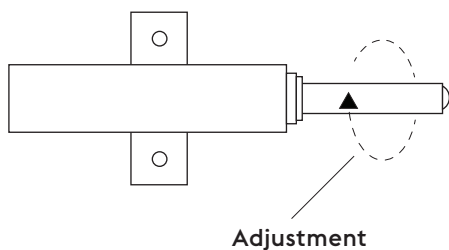


1 x Damper



Adjustment

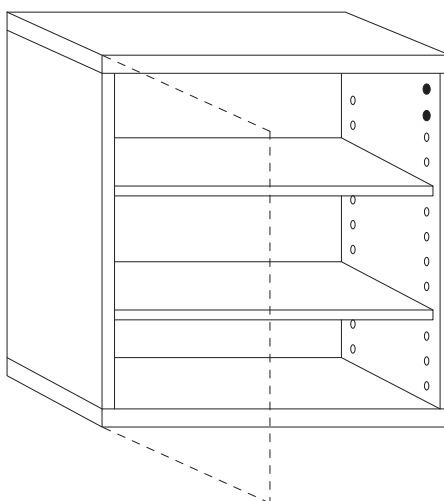
Adjust the handle by rotating the damper's rod. The damper should be adjusted so that the gap between the front and the cabinet's front edge is approximately 2mm. Experiment to find a distance that allows a comfortable opening function.



Placement

Mount the Push-open at the height where you will push the front to open.

On a low sideboard, mount the Push-open at the top, as in the picture below. On a tall cabinet, the Push-open should be mounted at handle level, i.e. about 120cm from the floor.



Mount Push-open here on a low sideboard.