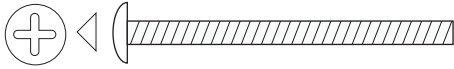


Content

2-3 x Mounting screw M4 x 45 mm




2-3 x SuperWasher



1 x Bar



2-3 x Thread



2-3 x Block

Bar 20 – Bar 80 = 2 blocks/screws/SuperWasher. Bar 80 – Bar 236 = 3 blocks/screws/SuperWasher.

NOTE!

These instructions are for mounting the Bar handle on fronts that are exactly as high or wide as the Bar itself.

On door fronts (left or right hung), the Bar must always be mounted vertically, since a horizontally mounted Bar would hit the adjacent front or side panel when the door is opened.

A horizontal Bar can only be used on a left or right hung door if the Bar handle is shorter than the width of the door.

NOTE! Before you start drilling, always double-check that you have measured correctly.

Triple-check by holding your handle at your drill markings and compare so that you are completely sure that the drill holes end up at the right distance from each other and from the edges.

The distance from the center of the screw hole to the end of the Bar handle is 61mm.

I.e. for a Bar 60 which is 597mm, there should be 477mm between the holes. (597-61-61=477mm)

If your Bar is longer than 90cm, it has 3 blocks / screws. The middle one is then placed in the middle between the two outer ones.

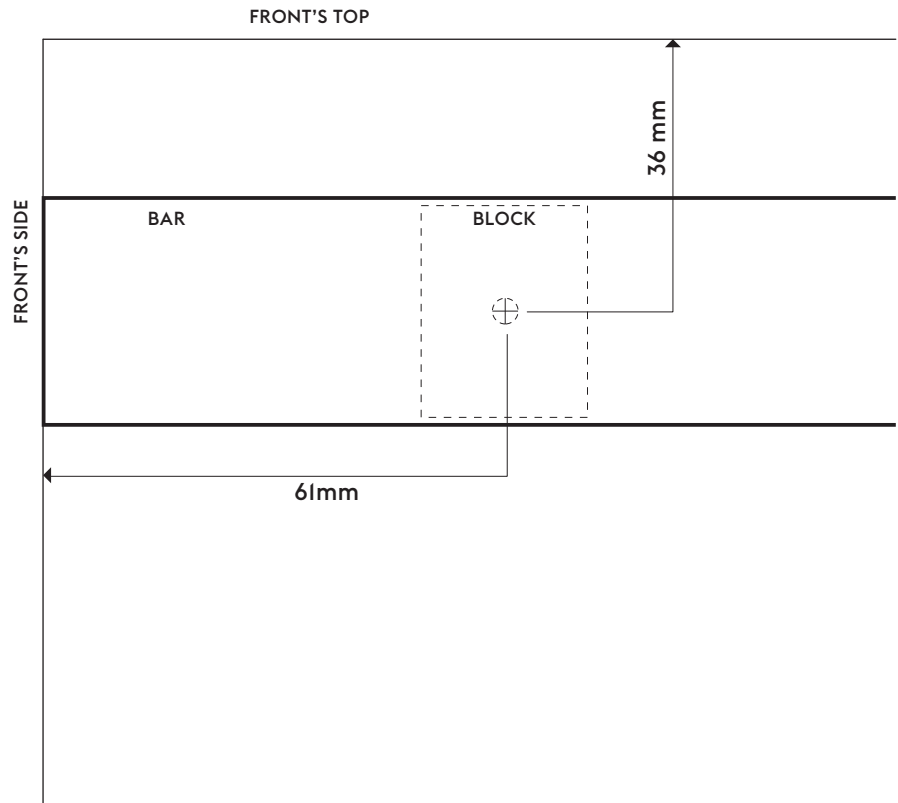
TIP! Drill the hole from the outside of the front. Hold a piece of wood tightly against the back of the front, for the drill to continue into. This will prevent the front from chipping on the back where the drill comes out.

Drill diameter 4-5mm.

Horizontal mounting on a plain drawer or dishwasher front:

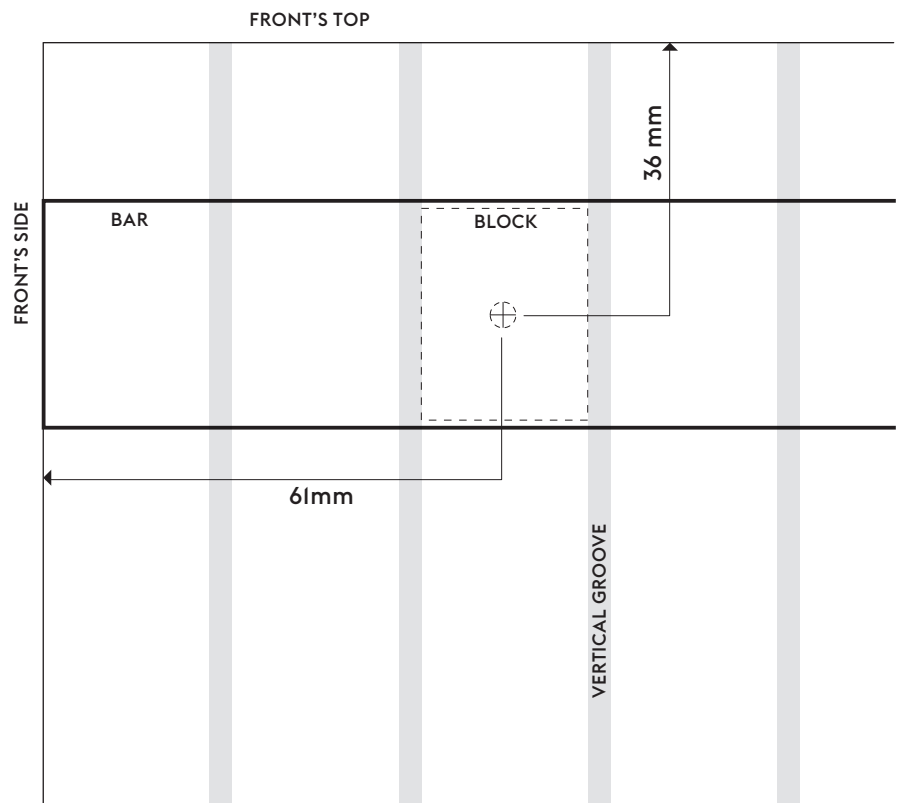
This placement is for mounting a Bar that is exactly as long as the front is wide. The block can be placed both horizontally and vertically.

The distance 61mm must be followed, but the distance 36mm can be adjusted to taste.



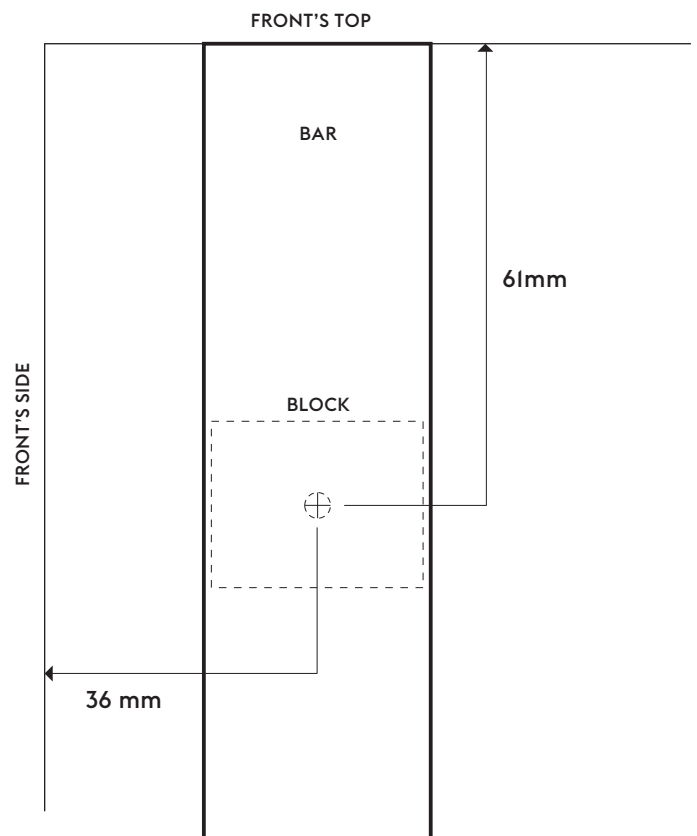
Horizontal mounting on a drawer or dishwasher front with Vertical grooves:

The block is placed vertically to fit between the vertical grooves of the front.



Vertical mounting on a plain door:

This placement is for mounting a Bar that is exactly as long as the front is high. The block can be placed both horizontally and vertically. The distance 61mm must be followed but the distance 36mm can be adjusted to taste.



Vertical mounting on a door with Vertical grooves:

The block is placed vertically to fit between the vertical grooves of the front.

