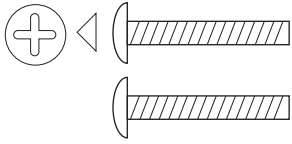



Content

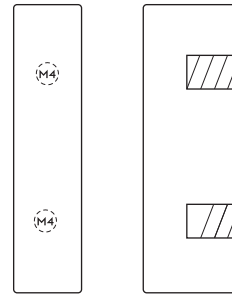
2 x Mounting screw M4 x 22 mm



2 x SuperWasher



1 x Hammered pull



Mounting

The handle may be mounted in any position. A minimum distance of 45 mm from the edge of the front is recommended. Height is optional.

TIP! Drill the hole from the outside of the front. Hold a piece of wood tightly against the back of the front, for the drill to continue into. This will prevent the front from chipping on the back where the drill comes out.

Mounting guide

(do not use as drilling template)

