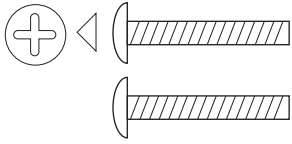



### Content

2 x Mounting screw M4 x 22 mm




2 x SuperWasher



1 x Block M



1 x Block L



### Mounting

The handle may be mounted in any position. A minimum distance of 45 mm from the edge of the front is recommended. Height is optional.

When combining different shapes, adjust the spacing between handles based on the distance from the edge of the door or drawer to ensure an even appearance.

The distance between the centers of the holes should be:  
62-64 mm for Block Medium  
62-64 mm for Block Large

**NOTE:** Please double-check the center-to-center distance, as these handcrafted glass pieces may vary in size and finish.

**IMPORTANT:** Do not apply excessive force or force the handle into the drilled holes, as this may cause the glass handle to crack. Always drill the holes slightly larger to ensure proper fit and to avoid damage.

**TIP!** Drill the hole from the outside of the front. Hold a piece of wood tightly against the back of the front, for the drill to continue into. This will prevent the front from chipping on the back where the drill comes out.

### Mounting guide

(do not use as drilling template)

